




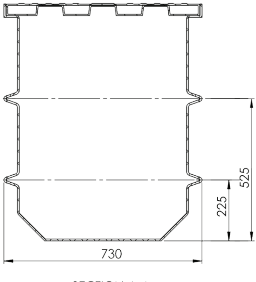
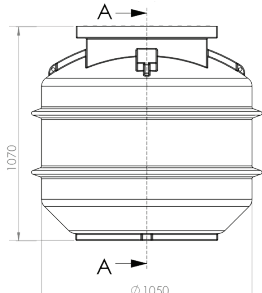
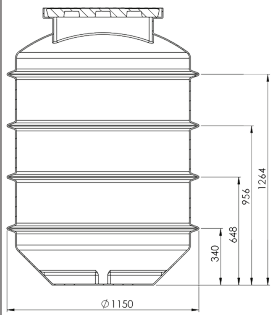
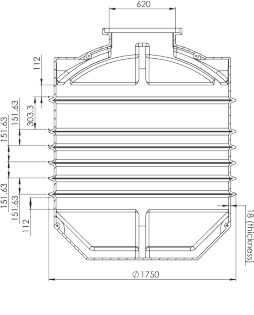
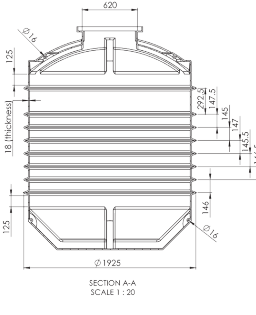
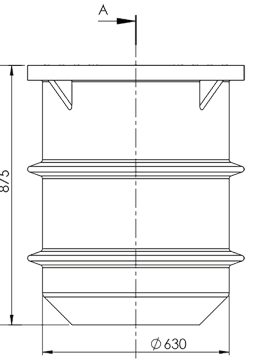
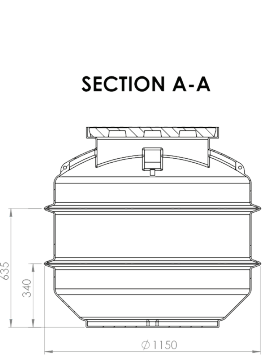
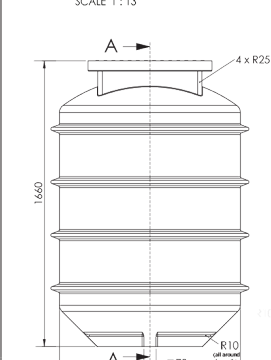
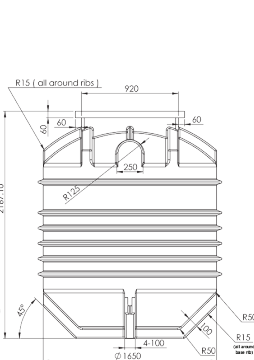
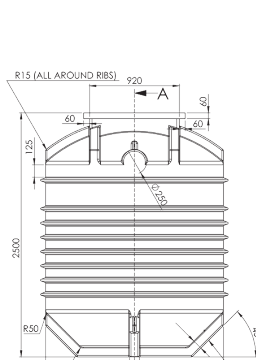
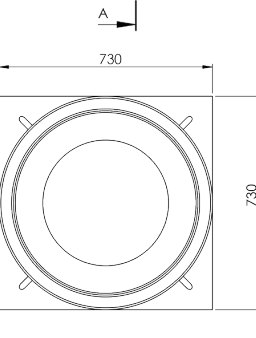
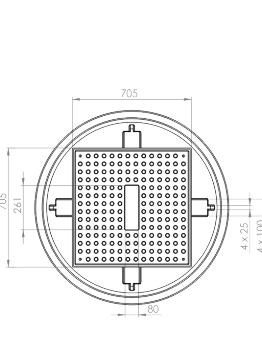
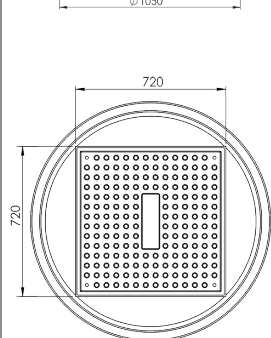
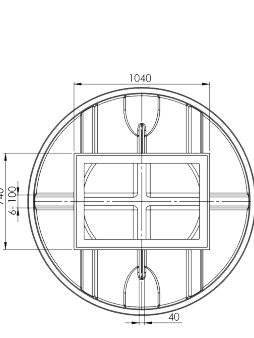
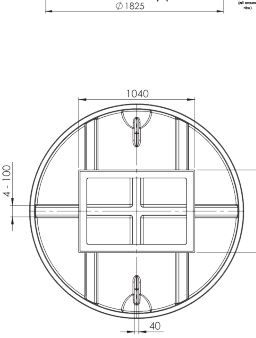


POLY PUMP WELLS

Polyethylene pump wells are strong, lightweight and UV resistant rotomoulded tanks. All tanks are engineered to Australian standard AS 1546, and covered by a 7 year warranty.

250L POLY PUMP WELL - 22KG	700L POLY PUMP WELL - 36KG	1200L POLY PUMP WELL - 70KG	3000L POLY PUMP WELL - 245KG	5000L POLY PUMP WELL - 370KG
Code: 13144 Access Opening: 600x600	Code: 13168 Access Opening: 600x600	Code: 13175 Access Opening: 600x600	Code: S011743 Access Opening: 600x900	Code: 13205 Access Opening: 600x900
				
 <p>SECTION A-A</p>	 <p>SECTION A-A</p>	 <p>SECTION A-A SCALE 1 : 13</p>	 <p>SECTION A-A SCALE 1 : 20</p>	 <p>SECTION A-A SCALE 1 : 20</p>
 <p>SECTION A-A</p>	 <p>SECTION A-A</p>	 <p>SECTION A-A</p>	 <p>SECTION A-A</p>	 <p>SECTION A-A</p>
				

NOTE: The Pump Wells and the Access Covers are sold separately. Please advise which type of Access Cover is required.