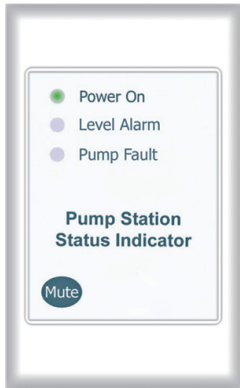
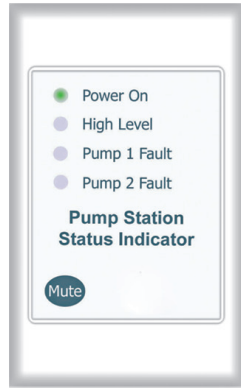


# REMOTE STATUS INDICATOR - SINGLE & DUAL PUMPS

A unique feature of the RPC300 Series Dual Pump Controller is the coded Data Output, which can be utilized to provide a signal to a remote, compatible device such as this Remote Status Indicator. The unique feature is that the coded data signal, derived from the Pump Controller's microprocessor, is conveyed through a low voltage 2 wire connection and then decoded by the Remote Status Indicator's micro controller. Once the signal is decoded the micro controller provides four outputs to LED's and a Buzzer mounted on the circuit board. Conditions displayed by the remote indicator include 'Power On', 'High Level', 'Pump 1 Fault' and 'Pump 2 Fault'. The indoor indicator is mounted on an attractive wall plate, which incorporates the four indicator lights, plus the buzzer and mute button. As soon as an alarm condition occurs at the pump station, the appropriate LED on the indicator is illuminated and the Buzzer starts to sound. The Buzzer will automatically silence after 5 minutes. The Buzzer can also be muted by way of the Mute button. The Alarm light will remain illuminated until the fault condition is remedied. Maximum distance between pump controller and RSI is 150m.



Single RSI



Dual RSI

## FEATURES

- Data output
- Indicator lights
- Buzzer & mute button
- Flat wall plate
- Plaster bracket and fixings

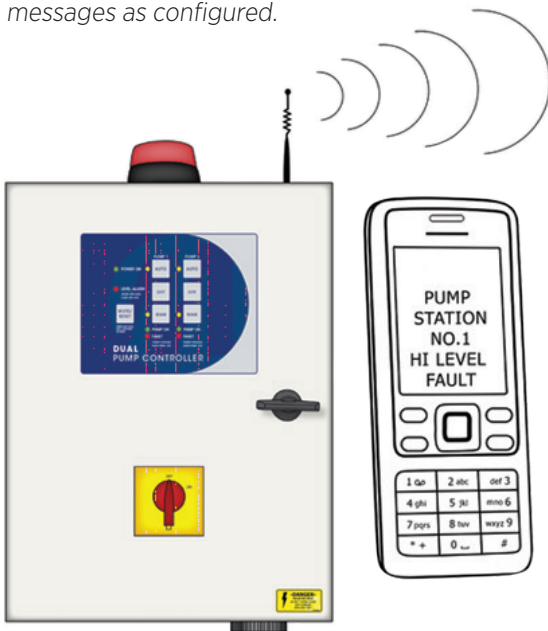
## WIRING

- 2 core communication cable

CODE	MODEL	DESCRIPTION
9598	RPC15100	Remote Status Indicator for pump station - Single Pump
9611	RPC30100	Remote Status Indicator for pump station - Dual Pump

# SMS ALARM SENDER

A unique feature of the RPC300 Dual Pump Controller is the coded Data Output, which can be utilized to provide a signal to a remote, compatible device such as this SMS Alarm Sender. The unique feature is that the coded data signal, derived from the Pump Controller's microprocessor, is conveyed through a low voltage 2 wire connection and then decoded by the BMS unit. Once the signal is decoded the micro controller provides four inputs to the GSM modem which then in turn, sends SMS messages as configured.



Enclosure shown for illustration purposes only

## FEATURES

- Up to 5 separate phone numbers to send messages to
- Sending of a descriptive message whenever an alarm condition is initiated or cleared
- Sending of alert message if backup battery voltage drops too low
- Can be fitted in larger dual or single pump controller enclosure

## KIT INCLUDES

- GSM Modem (pre-configured with SIM code and Phone Number)
- Antenna to suit
- Battery
- 12v supply / battery charger
- Does not include enclosure

## NOTES

1. Client to supply SIM card, SIM code and phone numbers (maximum 5)
2. Client to pay ongoing SIM card costs
3. Depending on which pump controller is selected, SMS Alarm sender may need to be in a separate enclosure

CODE	MODEL	DESCRIPTION
9628	RPC30120	SMS Alarm Sender for Pump Controllers