



SUBMERSIBLE RAIN MAINS SYSTEM

TECHNICAL DATA

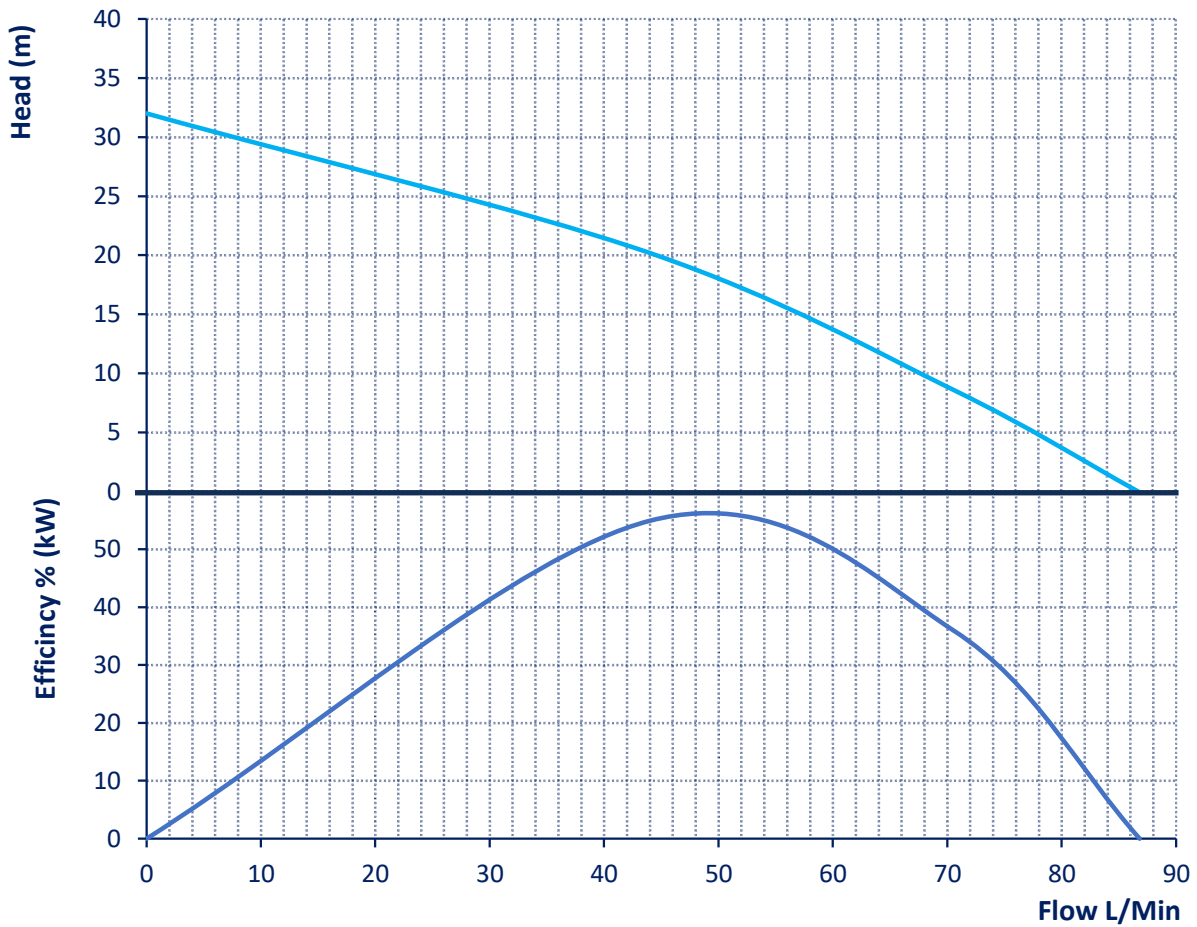
MODEL: RM5000-3
PUMP: RPS34E
CODE: 21323

MAX HEAD 32M
MAX FLOW 80L/MIN
MOTOR POWER 850W
NO. OF TAPS 4-6



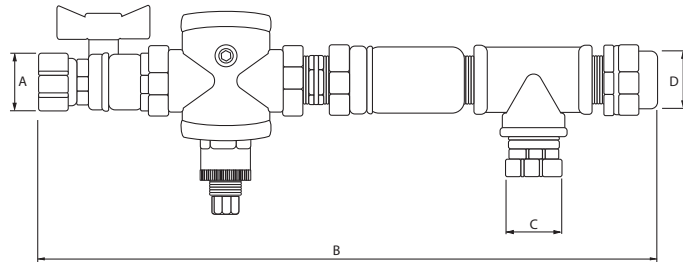
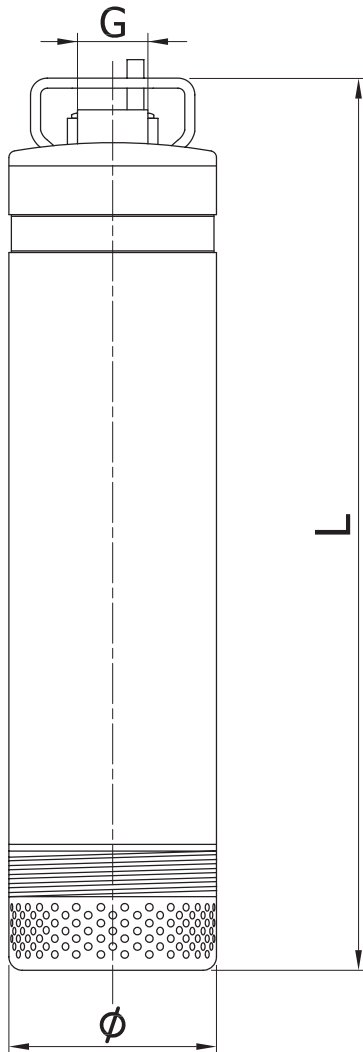
CHARACTERISTIC CURVE & PERFORMANCE DATA

SUBMERSIBLE RAIN MAINS SYSTEM



TYPE	Nominal Power (P2)		Input Power (P1)	Capacitor	Input Current	L/MIN					
	W	HP				0	20	40	60	80	
Single Phase				μ F	240V						
RPS34E	370	0.5	850	16	3.8A	HEAD (M)	32	27	21	14	4
						EFFICIENCY	0	28	52	50	15

DIMENSIONS & WEIGHT



MODEL	VALVE DIMENSIONS (MM)				WEIGHT (KG)
	A	B	C	D	
RMV3550	30	310	32	30	1.7

***Height of system will vary depending on the pipework length.**

MODEL	PUMP DIMENSIONS (MM)			PACKING (MM)			WEIGHT (KG)
	G	Ø	L	L	W	H	
RPS34E	1"	127	502	140	140	520	9