



SUBMERSIBLE RAIN MAINS SYSTEM

TECHNICAL DATA

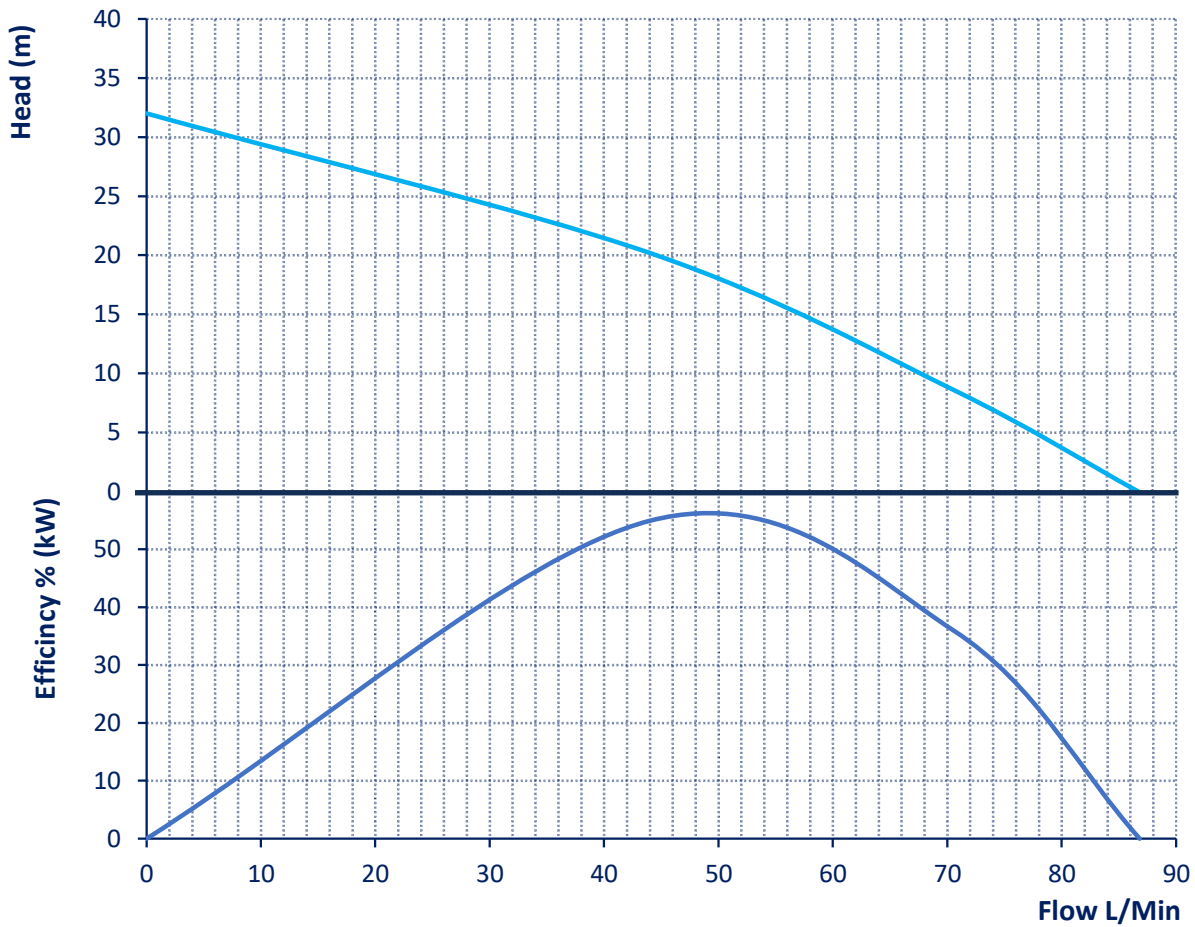
MODEL: RM5000-5
PUMP: RPS57E
CODE: 22856

MAX HEAD 57M
MAX FLOW 90L/MIN
MOTOR POWER 1250W
NO. OF TAPS 6-9



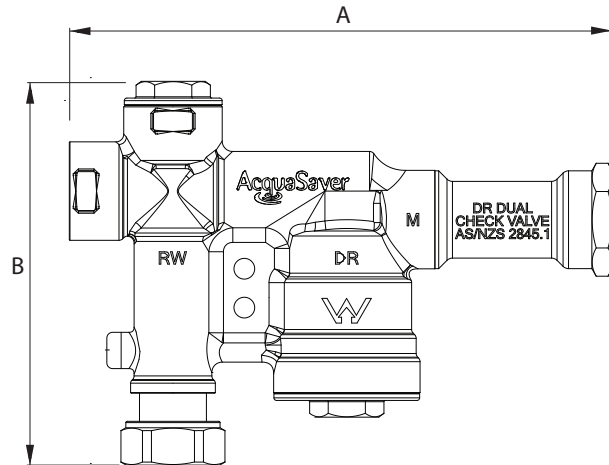
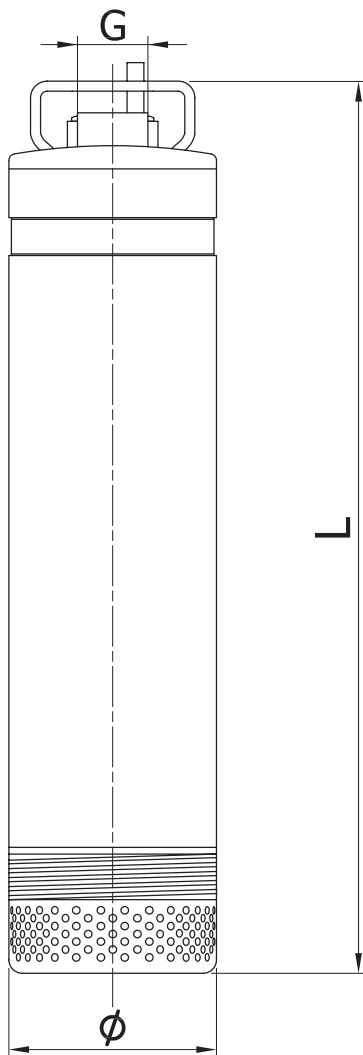
CHARACTERISTIC CURVE & PERFORMANCE DATA

SUBMERSIBLE RAIN MAINS SYSTEM



TYPE	Nominal Power (P2)		Input Power (P1)	Capacitor	Input Current	L/MIN					
						0	20	40	60	80	
Single Phase	W	HP	W	μF	240V						
RPS57E	370	0.5	850	16	3.8A	HEAD (M)	32	27	21	14	4
						EFFICIENCY	0	28	52	50	15

DIMENSIONS & WEIGHT



MODEL	VALVE DIMENSIONS (MM)		WEIGHT (KG)
	A	B	
RM1500-2	210	148	1.6

***Height of system will vary depending on the pipework length.**

MODEL	PUMP DIMENSIONS (MM)			PACKING (MM)			WEIGHT (KG)
	G	Ø	L	L	W	H	
RPS57E	1"	127	610	140	140	630	12